



TalkforWriting™

Talk for Writing Home-school booklet

Unicorns Uncovered

by Jo Pearce



© Copyright of Jo Pearce and Talk for Writing 2020.

Permissions: Sharing the web link / URL to where this booklet sits on the Talk for Writing website with colleagues and parents is encouraged, but no part of this publication should be re-uploaded elsewhere online, reproduced or altered without permission.

www.talk4writing.com






Unicorns Uncovered

A workbook


By Jo Pearce





Welcome to this workbook.
Let me introduce you to your
virtual teacher, Jo. She will
guide you through the
activities.

Hello,
Please read my instructions carefully.
You will need something to write
with, or a computer to type on.
Are you ready to become a unicorn
expert? Have fun!



Let's get started!

1. Sparky-start: mythical beast mix-ups!



In this booklet, you will learn all about unicorns. Unicorns are one of many mythical beasts that have been written about and talked about over time. Let's have some fun with my 'mythical beast mix-up'!

Legends and stories are full of mythical creatures and fantastic beasts that are made up of parts of other animals mixed together. These are called 'hybrids'. They are fun to explore. For example:



Centaur have the upper body of a human and the lower body of a horse.



Griffins have the body, legs and tail of a lion and the wings of an eagle.




The Minotaur has the head of a bull and the body of a human.


Invent your own mythical beast

To start our unit of work, spend some time making up your own mythical beast. It could have different parts of interesting animals. Think about its legs, body and head. It might have a tail, wings or fins.


I had a go with some pencil crayons in my notebook. As you can see, I am not brilliant at drawing, but I had a lot of fun. My creature has the head and neck of a flamingo, the body and wings of a penguin, the legs of an elephant and a skunk's tail. I have called it the Flamenguin.



If you would like some help with your drawing, there are lots of really helpful artists and guides online for drawing animals. Google 'how to draw an elephant', for example, and you will be able to find some help. Make sure you tell an adult what you are doing. Draw yours here:



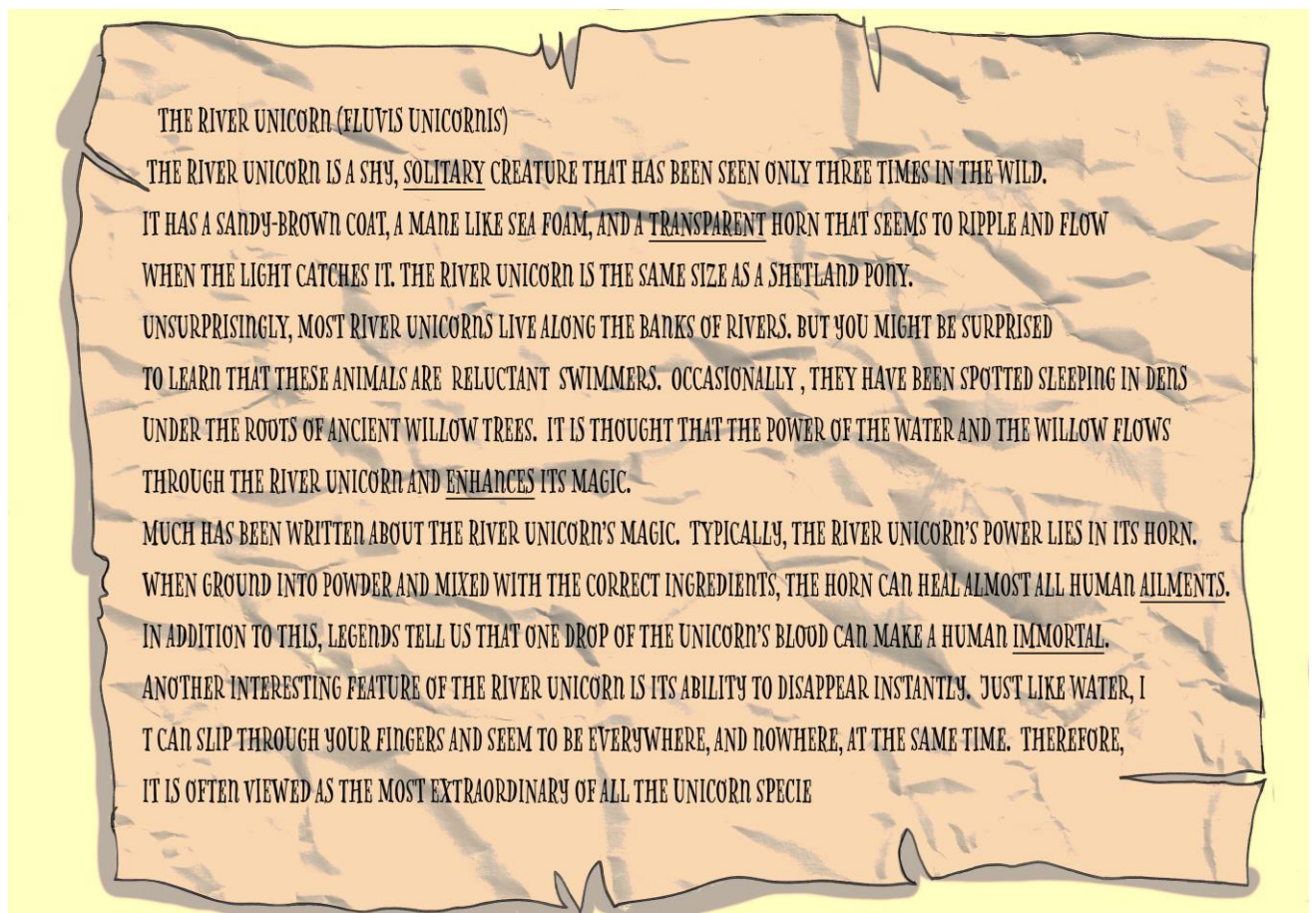
2. Model text



There was a time when the unicorn was hated and hunted. During this time, all books referencing the creature were destroyed. Luckily, Professor Dame Folklore owns a damaged copy of 'Unicorns Uncovered'. Unfortunately, the book is badly burnt, torn and water stained so, as you can see, the page I wanted to show you is impossible to read.

Don't worry, I've typed it out for you on the next page.

"You can also listen to this model text online here: <https://soundcloud.com/talkforwriting/unicorns/s-kpNjhGRD75A>,



The River Unicorn (*Fluvis unicornis*)

The River Unicorn is a shy, solitary creature that has been seen only three times in the wild.

It has a sandy-brown coat, a mane like sea foam, and a transparent horn that seems to ripple and flow when the light catches it.

The River Unicorn is the same size as a Shetland pony.

Unsurprisingly, most River Unicorns live along the **banks** of rivers. But you might be surprised to learn that these animals are **reluctant** swimmers. **Occasionally**, they have been spotted sleeping in dens under the roots of ancient willow trees. It is thought that the power of the water and the willow flows through the River Unicorn and enhances its magic.

Much has been written about the River Unicorn's magic. Typically, the River Unicorn's power lies in its horn. When ground into powder and mixed with the correct ingredients, the horn can heal almost all human ailments. In addition to this, legends tell us that one drop of the unicorn's blood can make a human immortal.

Another interesting feature of the River Unicorn is its ability to disappear instantly. Just like water, it can slip through your fingers and seem to be everywhere, and nowhere, at the same time. Therefore, it is often viewed as the most extraordinary of all the unicorn species.

Glossary:

solitary: alone, being the only one

transparent: something is transparent if it lets light through. You can see through transparent objects like windows and cling film.

enhances: to improve (make better) the quality, amount, or strength of something

ailments: illness or injury

immortal: to live forever

© Jo Pearce

3. Words! Words! Words!



Go back over the River Unicorn page and underline or highlight any words that you don't know. Ask an adult to help you find the meaning or look in a dictionary online. You might also want to use google images to see pictures of the word.

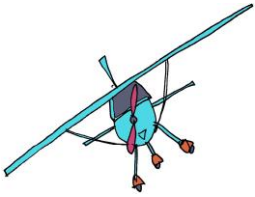
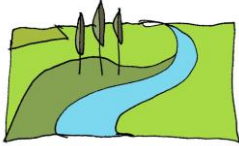



Can you see I have highlighted my words in yellow? Let's investigate those together:

1. My first word is **'bank'**.

I'm sure you know at least one meaning of this word but 'bank' has many meanings. Can you match the definition to the picture? I've done the first one for you.

Definition		Picture
An organisation where people can save, borrow, and invest money.		
Sloping, raised land. Sometimes along the side of a river.		
A place where things are stored and used for later e.g. a blood bank		
To fly with one wing higher than the other when turning		
An amount of something to be used later e.g. a word bank		

Write a short sentence to match each picture. Make sure you use the word 'bank', 'banking' or 'banked'. I have done the first one for you.

Picture	Sentence
	<i>I felt the plane bank as we circled the city once more.</i>
	
	
	
	

2. My second word is 'reluctant'. Reluctant means 'not wanting to do something, so you are slow to do it'.

Squeeze the word: What are you reluctant to do at home or at school? Write several different sentences with the word reluctant in. I've started one sentence for you.

I am reluctant to ...

Shades of meaning

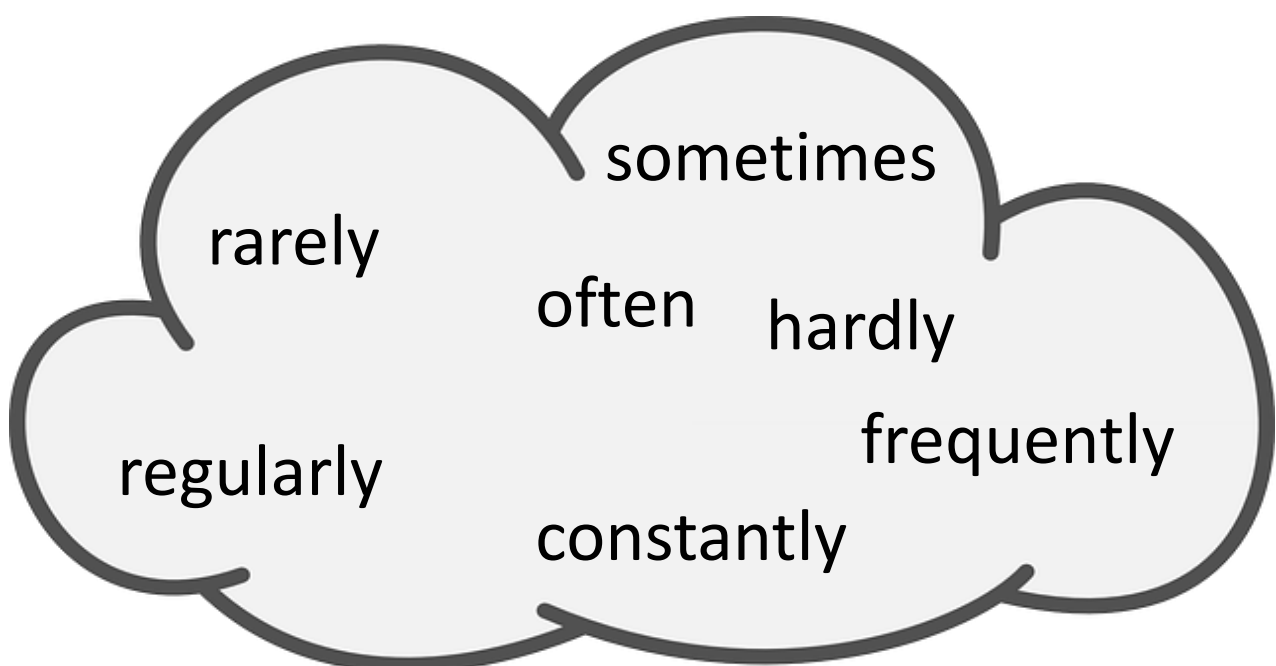

3. My final word is 'occasionally'.

Occasionally means 'sometimes but not often'. Write some sentences with the word occasionally in them.

Below is a bank of words and phrases in a cloud. You will also see a scale ranging from never-to-always to show how often something happens.

Pick a word from the cloud. Decide what it means and place it where it belongs on the never-to-always scale:

- Is it similar to 'never'?
- Is it a lot like 'always'?
- Does it mean something in the middle? If so, where will you place it?
- Can you think of any more words to add to the scale?



4. Read and understand



Experts like Dame Folklore take notes on their subject to gather important information. Use this page to take notes on The River Unicorn.

1. The River Unicorn has only been spotted _____ times in the wild.
2. Most River Unicorns live _____
3. River Unicorns do not like swimming: TRUE or FALSE?

4. The River Unicorn's horn is see-through: TRUE or FALSE?

5. Which is the most powerful part of the unicorn's body? _____
6. Why would a unicorn hunter think that the River Unicorn was special?

Give three reasons:

1. _____
2. _____
3. _____

5. Spellings

Here is your spelling list.

Practise the words so that you know how to spell them and then copy them correctly into the sentences.

There are some ideas for practising spellings below. You may need extra paper and something to write with.

disappear	thought	spotted
through	addition	therefore

Ideas to practise spellings:

- ★ Write each word and underline or circle the tricky bit. How will you remember it?
- ★ Speed write – how many times can you write the words in one minute?
- ★ Find a friend or a grown up and play hangman.
- ★ Say the word as it is spelt, not as it sounds. E.g., 'dis-ap-pear' for disappear.

Put the correct word in these sentences:

1. The River Unicorn can disappear in an instant.
2. Occasionally, the unicorn has been _____ sleeping in its den.
3. In _____ to its powerful horn, the unicorn also has magic blood.
4. The River Unicorn is magical and unique. _____ it is often hunted.
5. It is _____ that River Unicorns are reluctant swimmers.
6. Transparent means _____

6. Grammar

Let's work on our sentences! You will need a piece of paper or a note pad, and something to write with, or a computer.

The Substitution Game

In this sentence from The River Unicorn text, the writer has picked **three** parts of the unicorn to describe in detail.

*It has a **sandy-brown** coat, a **mane** like sea foam, and a transparent **horn** that seems to ripple and flow when the light catches it.*

Extra detail has been added in three different ways:

1. two colours have been grouped together into a compound adjective (by using a hyphen) to make a more accurate description: **sandy-brown**;
2. a simile with 'like' is used to describe the mane: **like sea foam**;
3. the phrase '**that seems to**' is used to add a relative clause for extra detail.


1. Colour mixing with compound adjectives

Below you will find a word bank related to colours and texture. Try creating more vivid colour descriptions by combining words on the left with words on the right and joining them with a hyphen to make a compound adjective. Play around with different combinations and see which ones sound good. I have done two examples for you: *burnt-orange*; *cloudy-white*

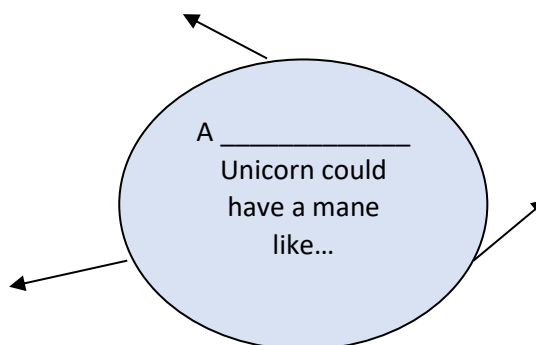
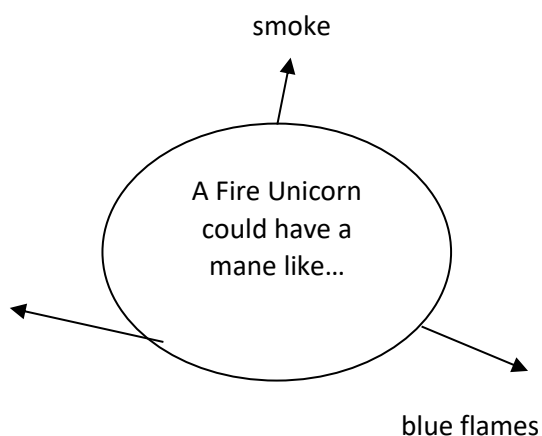
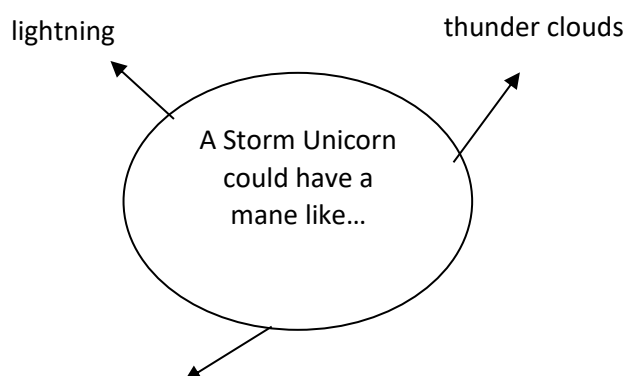
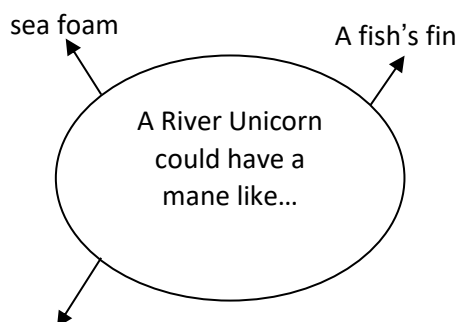
rusty	pink
sea	black
dusty	grey
creamy	turquoise
misty	blue
midnight	green
smoky	red
murky	purple

2. Adding details with a simile

A 'mane' is the word used to describe the long hair at the top of an animal's neck. Horses, unicorns, giraffes and some monkeys have manes.



Let's think about other unicorns and what their manes could look like. Can you add any more ideas? Add more arrows if you need to. You could make up your own unicorn in the blue circle and add some ideas there too.



3. Adding 'that seems to' – a relative clause

Using some of the ideas that we have been creating above, finish the sentences by writing the relative clause in the gap provided. You could explain how the horn moves, or what it seems to do when you look carefully.

The River Unicorn has a sandy-brown coat, a mane like sea foam, and a transparent horn that seems to ripple and flow when the light catches it.

The Storm Unicorn has a cloudy-white coat, a mane like lightning, and an icy horn that seems to _____

The Fire Unicorn has a burnt-orange coat, a mane like smoke, and a flaming horn that seems to _____

7. Short-burst writing – poetry

Unicorns are thought to be kind and gentle creatures. They are usually described as being shy, but when they do meet humans they are often helpful and generous. Sometimes they save lives. Imagine if you had your very own unicorn to look after you and keep you happy. That would be very special indeed. That is what this poem is about:

My Unicorn

My unicorn carries me to the corners of the world,
while I rest on its back in blankets,
dreaming.

My unicorn listens with a careful ear,
while my woes flow fast,
settling.

My unicorn reads me stories of other lands
while I paint with the words,
imagining.

My unicorn runs alongside me and shares its strength
while mine ebbs away,
slowly.

My unicorn protects and heals those who are close
while I watch,

thankful.

© Jo Pearce 2020

Can you spot the pattern in the poem? You can follow the pattern to write your own, or you can follow your own pattern. You could also write a 'free verse' poem and just let the ideas flow, following no structure at all. Remember, a poem doesn't have to rhyme.

My unicorn **carries** me to the corners of the world, – use a verb here to have the unicorn do something

while I rest on its back in blankets, – use 'while I' to show what you are doing or thinking

dreaming – use any word here to show a feeling, thought or to give a sense of the mood

Now have a go at writing your poem on a separate piece of paper.

8. Short-burst writing: potion instructions

In our page from Professor Dame Folklore's book, it tells us that the River Unicorn's horn has healing powers: When ground into powder and mixed with the correct ingredients, the horn can heal almost all human ailments.

Here is a recipe for a magic potion to heal a broken heart. One of the ingredients is the River Unicorn's horn.

Healing Potion for a Broken Heart (Human)

Have you lost the love of your life? Do you need a little pic-me-up to fix you up?

A broken heart is one of the most painful human ailments, although it is very common.

Mix this potion in the light of a setting sun and drink immediately to heal your heart and be ready to love again.

Ingredients:

- 1 mug of sugary tea
- ½ handful ground River Unicorn horn
- 6 red rose petals, chopped
- A thimble-full of melted chocolate
- 13 pieces of glass from a smashed mirror
- 10 teddy bear tears
- 3 drops candle wax

How to make the potion:

1. Find a perfect spot in a natural place where the sunset can be seen clearly. Hope for birdsong.
2. Pour the tea and the chocolate into a medium sized cauldron and whisk to combine.
3. Carefully add the mirror pieces, the rose petals and the ground unicorn horn to the liquid and stir slowly.
4. Heat gently for 3 minutes.
5. Drop the candle wax and teddy bear tears into the cauldron.
6. Stir anticlockwise until a smooth, red liquid is formed.
7. Wait 5 minutes for the mixture to rest and cool.
8. Drink immediately for full effect.

After you have consumed the potion, return home and have a lovely long sleep. When you wake up the next day, your heart will be fully restored and ready to love again.




Can you write a magic potion? What do you want your potion to do? Make sure you include the powerful unicorn horn!

When we write, we start by getting all our ideas out. We can then pick the best ones. Follow these writing tips and you will soon have lots of wonderful ideas to write your potion.

Writing tip 1.

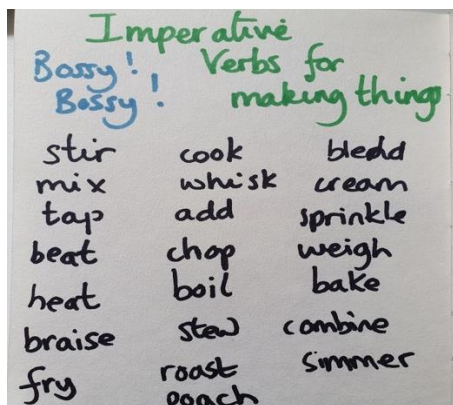
When I was thinking about my ingredients, I thought of all the words related to 'love' that I could and jotted them down. That might be a good place start. Write ideas about your potion.



to

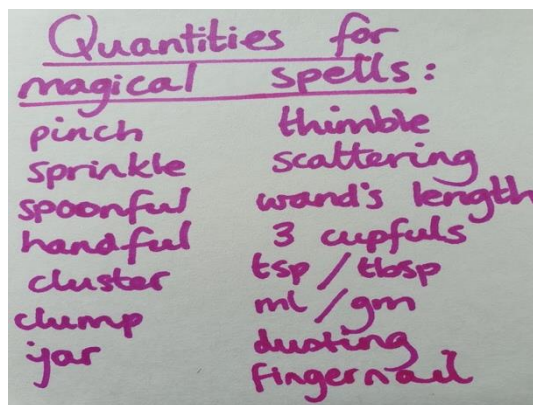
Writing tip 2.

This potion recipe is a form of instructional writing. When we write instructions, we use 'imperative verbs' to tell the reader what to do. It can be helpful to write a list of these too.



Writing tip 3.

Recipes need all sorts of 'quantities' for the reader to measure the ingredients. To make your spell or potion more interesting, you could also gather some of these words before you start.



Would you like your potion to heal something such as a broken leg, heart or a help cure a cold? Or you could think about something positive that you would like to be able to do like fly, go invisible or speak to animals.

Now have a go at writing and decorating your potion.

9. Fun with dens

In our text, it says that the River Unicorn sleeps in a den under the roots of ancient willow trees.

A den is a secret place where you can hide, rest, read a book or play a game. Have you ever made a den? Why not have a go? Here are some ideas that might be useful for you to build one:

- unused boxes and packaging
- blankets and sheets
- bits of cardboard
- battery powered fairy lights (ask an adult)
- old party decorations
- cushions and pillows
- large suitcases
- sofa cushions

You can build dens around larger pieces of furniture like tables and sofas.



Make sure you tell a grown up where and how you are planning to build your den. They have probably made a den before and will have lots of ideas for you.

10. Gathering ideas - innovation

You have done some fantastic unicorn research so far. Well done. I think you are ready to help Professor Dame Folklore write another page for her book 'Unicorns Uncovered'. The 'Introduction' is also intact, and it lists the following chapters:

10.Storm Unicorn

14.**Unreadable entry**

11.Frost Unicorn

15.Mountain Unicorn

12.Rainbow Unicorn

16.**Unreadable entry**

13.Fire Unicorn

You could write about one of the unicorns from the missing chapters or make up your own unicorn.

What is your unicorn called? Think about its body, mane, horn and tail. You could also think about its special features and magical powers. Draw and label your unicorn below. Unicorns can be hard to draw unicorns so there is an outline provided to help you. If you don't want to use this, draw it on separate paper.



11. Boxing up



Let's look at the underlying pattern of the River Unicorn page in our boxing up grid. Later, we can use this to help us plan the

The 'River Unicorn' page is an example of an information text. Information texts about animals often follow a similar pattern. This boxed-up pattern could be used to write about any sort of animal except that most animals, unlike unicorns, are not magical!

INTRODUCTION
What is it?
APPEARANCE
What does it look like?
HABITAT
Where does it live?
SPECIAL FEATURE
What magical powers does it have?
INTERESTING FACT
Extra, fascinating information

I am going to choose the 'Fire Unicorn' to show you how to plan your new page.

What is your Unicorn going to be called?

12. Boxing up the plan



I have planned a new page. It hugs very closely to the 'River Unicorn' model.

Have a read through the Fire Unicorn plan. Then, on the next page, there is a blank boxing up grid for you to plan your new

The River Unicorn	Underlying pattern	Plan for The Fire Unicorn
<ul style="list-style-type: none"> • shy, solitary • seen 3x 	INTRODUCTION What is it?	<ul style="list-style-type: none"> • rare, hot tempered • seen once
<ul style="list-style-type: none"> • sandy-brown coat • mane like sea foam • transparent horn like water • small like a pony 	APPEARANCE What does it look like?	<ul style="list-style-type: none"> • burnt-orange coat • mane like smoke • flame horn • small like a pony
<ul style="list-style-type: none"> • river banks • dens in willow tree roots • not swimmers 	HABITAT Where does it live?	<ul style="list-style-type: none"> • volcanoes • likes the cool • dens under burnt trees
<ul style="list-style-type: none"> • power in horn • healing • blood makes humans immortal 	SPECIAL FEATURE What magical powers does it have?	<ul style="list-style-type: none"> • power in horn • poison • hair from its tail makes humans immortal
<ul style="list-style-type: none"> • can disappear in an instant 	INTERESTING FACT Extra, fascinating information	<ul style="list-style-type: none"> • can set something alight by pointing its horn at it.

13. Plan your unicorn information page

The River Unicorn	Underlying Pattern	My type of unicorn is called the _____
<ul style="list-style-type: none"> • Shy, solitary • Seen 3x 	INTRODUCTION What is it?	
<ul style="list-style-type: none"> • Sandy-brown coat • Mane like sea foam • Transparent horn like water • Small like pony 	APPEARANCE What does it look like?	
<ul style="list-style-type: none"> • River banks • Dens in willow tree roots • not swimmers 	HABITAT Where does it live?	
<ul style="list-style-type: none"> • Power in horn • Healing • Blood makes humans immortal 	SPECIAL FEATURE What magical powers does it have?	
<ul style="list-style-type: none"> • Can disappear in an instant 	INTERESTING FACT Extra, fascinating information	

14 Write your unicorn information page (hugging the model)

Now it is time to write about your unicorn! You will need a computer, tablet or paper and something to write with. I'll give you a bit of help on each section as I write my own.

We can write it together, bit by bit. I will show you how to hug closely but you can read a text later that has moved away from the model – we call this 'shaking hands with the model'. You just take the idea and run with it in your own way.

Section 1 – Introduction

Use your boxed-up planner to help you. Look back at the model text to help you too.

In this section I want to:

- ★ Introduce the unicorn to the reader by saying a little bit about it.

The Fire Unicorn

The Fire Unicorn is a rare, hot-tempered creature that has only been spotted once in its natural habitat.

Read it through and check it makes sense and flows. Then check your punctuation and spelling. Have you remembered your full stops? Have you remembered the comma after your first adjective if you've used two together?

Section 2 – Appearance

Use your boxed-up planner to help you. Look back at the model text to help you too.

In this section I want to:

- ★ Describe the parts of the unicorn's body in detail
- ★ Use a simile to describe the unicorn's size

The Fire Unicorn has a burnt-orange coat, a mane like smoke, and a flaming horn that seems to dance when the wind catches it. This unicorn is a similar in size to a pony.

Read it through and check it makes sense and flows. Then check your punctuation and spelling. Have you remembered your full stops? Are there capital letters after the full stops? Have you remembered the comma after your list items?

Section 3 – Habitat

Use your boxed-up planner to help you. Look back at the model text to help you too.

In this section I want to:

- ★ Tell the reader where my unicorn lives
- ★ Describe where my unicorn sleeps
- ★ Add a bit of detail about how the habitat gives the unicorn power

Unsurprisingly, most Fire Unicorns live on volcanoes. But you might be surprised to learn that these unicorns prefer the cool of the shade. Occasionally, they have been spotted sleeping in dens under the branches of burnt, blackened trees. It is thought that eating the soot and embers around the volcano enhances the Fire Unicorn's magic.

Read it through and check it makes sense and flows. Then check your punctuation and spelling. Have you remembered your full stops? Have you remembered the comma after your fronted adverbials?

Section 4 – Special Feature

Use your boxed-up planner to help you. Look back at the model text to help you too.

In this section I want to:

- ★ Describe the magic properties of the unicorn's horn
- ★ Add information about one additional magical power

Much has been written about the Fire Unicorn's magic. Typically, the Fire Unicorn's power lies in its horn. When grated and mixed with special ingredients, the horn can be a powerful poison. In addition to this, legends tell us that one hair from the unicorn's tail can make a human immortal.

Read it through and check it makes sense and flows. Then check your punctuation and spelling. Have you remembered your full stops? Have you remembered the apostrophe if you have written *unicorn's horn*?

Section 5 – Interesting information

Use your boxing up planner to help you. Look back at the model text to help you too.

In this section I want to:

- ★ Add a really interesting fact about the unicorn
- ★ End with a statement about how popular / sought after the unicorn is.

Another interesting feature of the Fire Unicorn is its ability to set things on fire. Just like striking a match, all it has to do is point its horn towards the target and that object will burst into flames. Therefore, it is often viewed as the most dangerous of all the unicorn species.

Read it through and check it makes sense. Then check your punctuation and spelling. Have you remembered your full stops? Are there capital letters after the full stops? Have you remembered the comma after your fronted adverbials?

14a. Write your unicorn information page (shake hands with the model)

The River Unicorn	Underlying Pattern	My new Fire Unicorn
<ul style="list-style-type: none"> • shy, solitary • seen 3x 	<p>INTRODUCTION</p> <p>What is it?</p>	<ul style="list-style-type: none"> • question • rare, hot tempered – afraid of most creatures • seen once
<ul style="list-style-type: none"> • sandy-brown coat • mane like sea foam • transparent horn like water • small like pony 	<p>APPEARANCE</p> <p>What does it look like?</p>	<ul style="list-style-type: none"> • burnt-orange coat, smoke, Flame horn • only when close to water • smaller than average
<ul style="list-style-type: none"> • river banks • dens in willow tree roots • not swimmers 	<p>HABITAT</p> <p>Where does it live?</p>	<ul style="list-style-type: none"> • volcanoes – good climber on rocky ground • like the cool shade • dens in burnt tree roots – eats soot
<ul style="list-style-type: none"> • power in horn • healing • blood makes humans immortal 	<p>SPECIAL FEATURE</p> <p>What magical powers does it have?</p>	<ul style="list-style-type: none"> • power in horn • poison • hair from its tail makes humans immortal and is used in wands
<ul style="list-style-type: none"> • can disappear in an instant 	<p>INTERESTING FACT</p> <p>Extra, fascinating information</p>	<ul style="list-style-type: none"> • can set something alight by pointing its horn at it. • maybe more have spotted it?

The Fire Unicorn (example of shaking hands with the text)

Did you know there is a rare type unicorn with fire in its belly and flames in its horn? You probably have not heard of it because there has only ever been one sighting of this beast in its natural habitat. But, after reading this page, you will know all about this rare, combustible creature, The Fire Unicorn.

Smaller than most unicorns, the Fire Unicorn has a burnt-orange coat, an ashy mane of smoke and a horn that looks like a thousand flames dancing in the wind. When it gets too close to water, a hissing sound begins and the unicorn's hoofs sizzle and smoke.


Unsurprisingly, the Fire Unicorn lives on the sides of rocky volcanoes, close to falling ash and pouring lava. But you might be surprised to learn that they prefer the cool of the shade, especially for sleeping. In fact, the Fire Unicorn's favourite spot to fall asleep is under the branches of a burnt tree. These spots are cool enough to groom themselves carefully, and maintain their delicate hooves which have been adapted for the rocky habitat. The Fire Unicorn is as sprightly on an incline as a mountain goat!

Typically, the Fire Unicorn's power lies mainly in its horn. It is thought that, due to the toxic atmosphere, the horn is full of deadly poison. For centuries, this has been highly sought after by prince and poor man alike, for the purposes of enemy eradication. In addition to the horn's power, the Fire Unicorn's hair can grant humans immortality. For this reason, it is often used to make wands for powerful witches and wizards.

The most fascinating thing about the fire unicorn is its ability to set things alight. It need only point its horn at something - or someone - for that thing to spontaneously combust. Many believe that more than one person has spotted a Fire Unicorn in the wild, but only one survived.

That one lucky survivor is the author of this page. How did I survive? Well, that's a story for another time.

I hope you have enjoyed finding out about this wonderful, deadly, animal.



Well done!

Thank you for working with me. Have you enjoyed writing your unicorn page? You could make your very own 'Unicorns Uncovered' book. Or you could add it to your troll writing and begin your own mythical creature anthology!

Now that you have a new page, why not publish it? Below are some simple instructions for making a mini book from a piece of A4 paper.

If you have access to the Internet, type this into Google:



<https://cutt.ly/QtvAkwq>

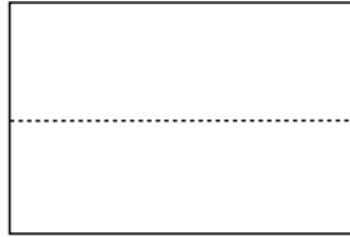
Here, you can watch a mini-book being made and follow the instructions.

Or try the instructions on the next page:


How to Make a Six-Page Book With One Sheet of Paper!



1. One sheet of white paper.
12" X 18" is a good size to use.



2. Fold in half lengthwise. Also known as a "Hotdog Fold".




3. Fold in half again.



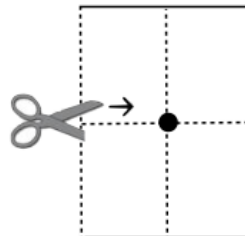
4. Fold in half again.



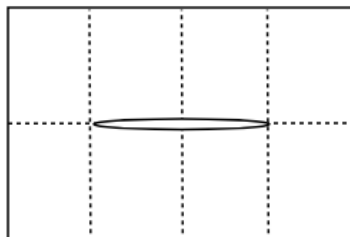
5. Now you have a very small folded sheet of paper. But it isn't a book yet.



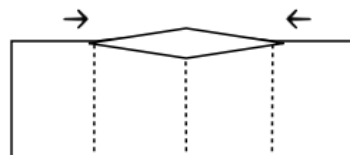
6. Unfold everything. Now it is a big sheet of paper with lots of fold lines.



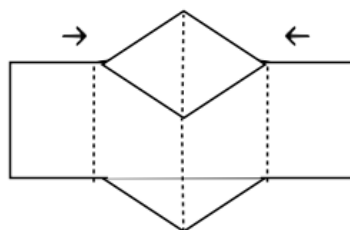
7. Fold in half in the middle- this time a "Hamburger Fold". Make a mark with your pencil in the center of the folded sheet. Take your scissors and cut from the *folded edge* to the center dot. Stop cutting at the dot!



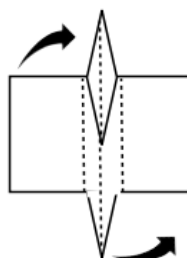
8. Unfold your sheet of paper. It should look like this with an open slit in the middle. Fold it in half length-wise again. (Hotdog Fold.)



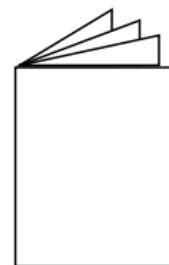
9. Push folded edges towards center allowing the slit to open up into a diamond shape.



10. Keep pushing edges together until diamond becomes a slit again, perpendicular to folded edges.








11. Fold one edge toward slit and the opposite slit toward folded edge.



12. Be sure to go over the creases to make them sharp. Now you have a small six-page book!

Answers

3. Words! Words! Words!

Definition	Picture
An organisation where people can save, borrow, and invest money.	
Sloping, raised land. Sometimes along the side of a river.	
A place where things are stored and used for later e.g. a blood bank	
To fly with one wing higher than the other when turning	
An amount of something to be used later e.g. a word bank	

4. Read and understand

1. The River Unicorn has only been spotted **three** times in the wild.
2. Most River Unicorns live **along the banks of rivers**.
3. River Unicorns do not like swimming: **TRUE**
4. The River Unicorn's horn is see-through: **TRUE**
5. Which is the most powerful part of the unicorn's body? **Its horn.**
6. Why would a unicorn hunter think that the River Unicorn was special?

Give three reasons from a possible 5:

1. Its horn has healing powers
2. It can disappear
3. Its blood can make humans immortal
4. It gets its power from the water and the willow tree
5. It has a horn that looks as though it flows / like water

5. Spellings

Put the correct word in these sentences:

1. The River Unicorn can **disappear** in an instant.
2. Occasionally, the unicorn has been **spotted** sleeping in its den.
3. In **addition** to its powerful horn, the unicorn also has magic blood.
4. The River Unicorn is magical and unique. **Therefore**, it is often hunted.
5. It is **thought** that River Unicorns are reluctant swimmers.
6. Transparent means 'see through'.



© Jo Pearce for Talk for Writing

Jo Pearce, is a former headteacher who now works with Talk for Writing to help schools develop the approach.

Edited and designed by Julia Strong

Prepared for online distribution by Nick Batty

To find out more about Talk for Writing, visit www.talk4writing.com

Sharing this resource and copyright information

This resource is subject to copyright. All materials herein, texts and supporting resources are copyright to Jo Pearce & Talk for Writing. They are to be used to support children/staff/parents in home and school learning only and are not for commercial gain. Sharing the web link/URL to where this booklet sits on the Talk for Writing website with colleagues and parents is encouraged, but no part of this publication should be re-uploaded elsewhere online, reproduced or altered without permission.

Thanks to Jon Ralphs for the cartoons: jonralphs.com